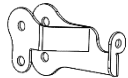









FK109

FORD BRONCO

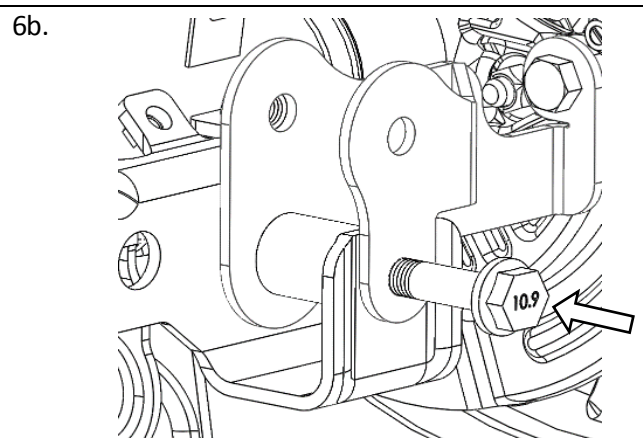

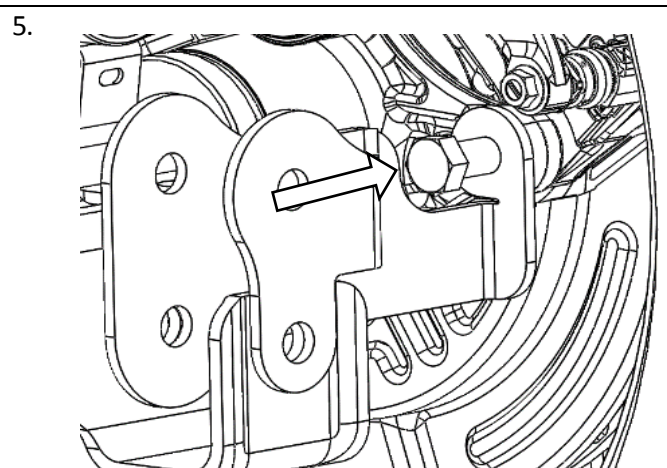
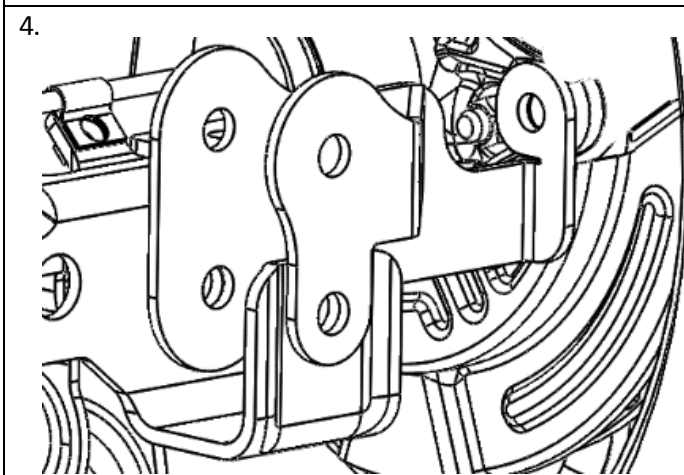
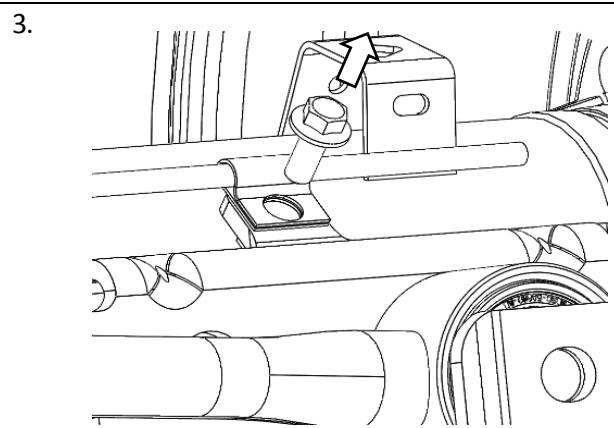
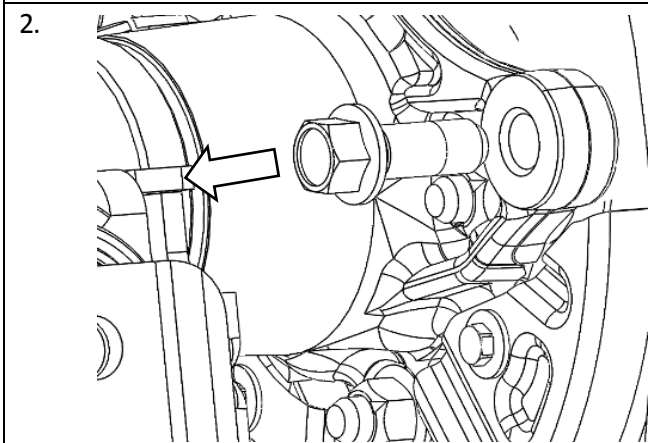
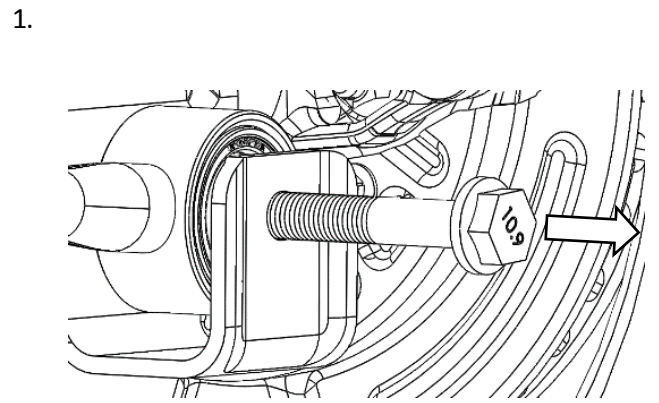
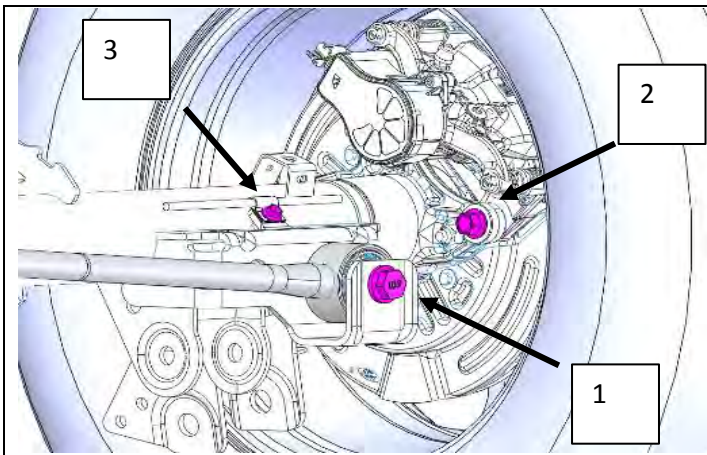
REAR PANHARD ROD BRACKET & BRAKE LINE RELOCATION

KIT CONTENTS

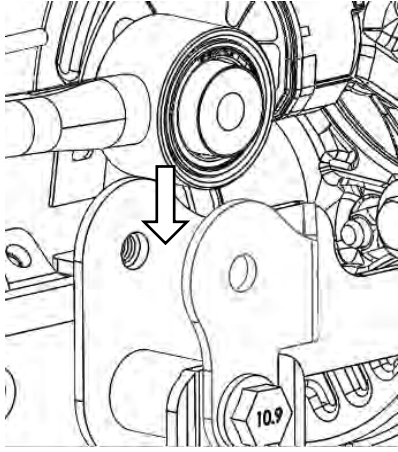
Part No.	Description	Qty	Picture
3753098	BRKT TRACK BAR REAR ASSY	1	
6152077	BOLT HXHD FL M16x2.0x90	1	
6152090	NUT FLANGE M16x2.0	1	
6253419	SPACER TRACK BAR BRKT BRONCO	1	
6152063	BOLT HXHD M14X1.5X40	1	
6151730	BOLT HXHD FL M8x1.25x20	1	
6151548	NUT FLANGE M8x1.25	1	
3195464	PLATE HARDLINE RELOCATE BRONCO	1	

FITMENT PROCEDURE – REAR TRACK BAR BRACKET KIT

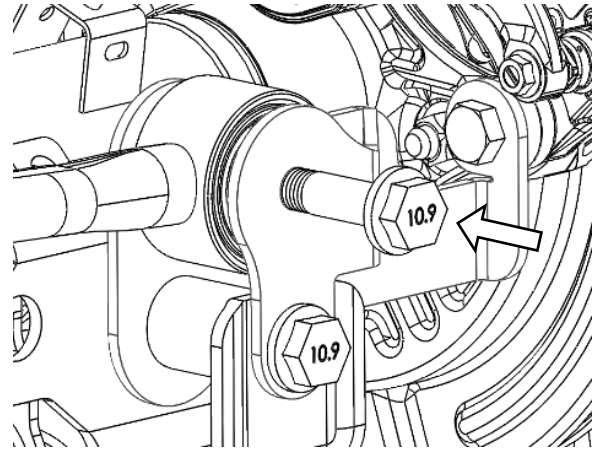
- Remove OE Track bar bolt
- Remove Brake Calliper Bolt
- Remove brake hard-line bolt
- Place Track Bar bracket (**3753098**) in place per image
- Align bracket with brake calliper hole and loosely fit M14 x 40 (**6152063**)
- Align spacer (**6253419**) and loosely replace OE bolt.
- Align Trackbar with bracket and place M16x90 (**6152077**) into place, secure nut (**6152090**) on rear side.
- Tighten and torque per OE specification, **OE torque subject to change - check Workshop manual**
 - OE Track Bar Bolt (215 Nm (158 ft.lb))
 - M16 x 90 (**6152077**) (215 Nm (158 ft.lb))
 - Brake Calliper Bolt (150 Nm (110 ft.lb))**NOTE: VEHICLE MUST BE ON GROUND BEFORE TORQUING BOLTS.**
- Secure Hardline relocation tab (**3195464**) with OE fastener and manipulate hard line to new mounting location
- Fit M8x20(**6151730**) and M8 nut (**6151548**) and torque to 22 Nm (16ft.lb)



7a.

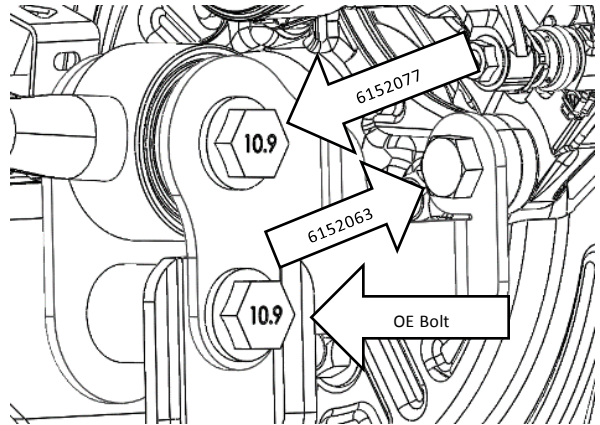


7b

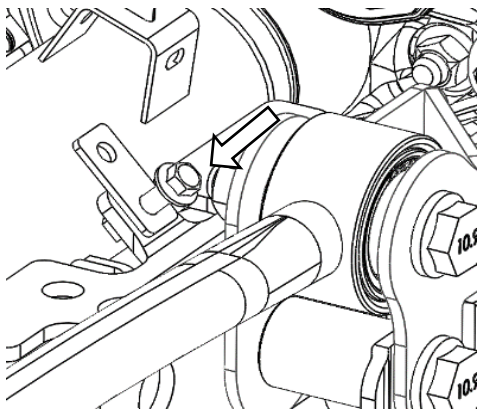


ENSURE VEHICLE IS ON THE
GROUND **BEFORE** TORQUING
BOLTS.

8



9a.



9b.

